

Federal Budget Simulation Lesson Plan

Introduction

In this lesson plan, high school students debate our nation's priorities by establishing their own "simulated" federal budgets. After analyzing the FY 2018 discretionary budget, students will be asked to design a FY 2019 budget with a group of their peers. Through the simulation, students will learn the importance of the budgeting process and that decisions concerning how our government spends its money form the basis of most national government policy.

This lesson plan is designed for 4 to 5 class periods of 50 minutes. It can be adapted, however, to accommodate other schedules. This program can also be adapted for a school-wide event, with teachers facilitating groups of 10-15 students in their budgeting sessions.

Objectives

Students will:

- evaluate how money had been allocated in the proposed FY 2018 discretionary budget.
- consider the additional needs of our nation in FY 2019.
- discuss the programs and issues that they think are important and consider how much money should be allocated to those programs.
- discuss the pros and cons of deficit spending.
- design their FY 2019 discretionary budgets.
- present their rationales for their budgets to the larger group.

National Curriculum Standards

Council for Economic Education: Standards 16, 17

Center for Civic Education: Standards I.A, II.C, III.B

MA Curriculum Frameworks: American Government – USG.1.3, USG.3.6, USG.5.10

Materials

Handouts:

- *Understanding the Federal Budget*
- *What Role Should the Government Play in the Economy?*
- *Rules of the Game*
- *Functional Areas with Budget Details*
- *National Defense Spending*
- *Special Interest Groups Requests*
- Tally Sheet
- Game Board (to be enlarged to 11" X 17")
- 134 poker chips

Procedure

1. For homework, have students read *Understanding the Federal Budget* and answer the reading comprehension questions.

Day One

2. Discuss the reading in class and the process of federal budgeting.

3. For homework, have students read *What Role Should the Government Play in the Economy?* and ask them to provide a written response to the question “What is your view of the government’s role in the economy?”

Day Two

4. Discuss the reading and their responses to the question. Highlight differences between discretionary and mandatory spending. (20 minutes)

5. Provide students with the *Rules of the Game* handout. Discuss the rules and explain that students will only be dealing with government spending, not taxes—and only with discretionary spending, not mandatory spending. Remind students that at the end of the group budgeting, they will need to be able to explain their budgets, i.e., What programs were they eliminating by cutting a particular functional category? What programs were they enriching by adding to a particular functional category? (30 minutes)

Please note that the Budget Control Act of 2011, as amended by the Bipartisan Budget Act of 2018, establishes discretionary spending limits for FY 2019. These limits are approximately the same as the outlays that President Trump proposed in his FY 2018 budget. Therefore, for this exercise students may either maintain total discretionary spending at the same level as Trump’s proposed FY 2018 budget, or decrease it. They cannot add to the total spending. Also, in keeping with the law, they cannot move any chips they may want to eliminate in the National Defense spending category to Non-Defense spending categories and vice versa. However, you may decide that you want to change the rules and provide your students with the freedom to disregard the caps and add chips to National Defense and/or Non-Defense discretionary spending categories.

Have students review the materials for homework and ask them to be prepared to discuss and create their budgets the next day.

Day Three

6. Divide students into groups of 5-6. Supply each group with:

- (a) a game board and poker chips
- (b) *Functional Areas with Budget Details* handout
- (c) *National Defense Spending* handout
- (d) *Special Interest Groups Requests*
- (e) Tally Sheet

7. Ask students to consider first how the funds were allocated for President Trump’s proposed FY 2018 budget. Do they agree with his priorities? What would they like to see changed? What categories/programs are important to them?

8. Ask students to read the *Special Interest Groups Requests* and consider whether or not it would influence their budgeting decisions.

9. Have students reconfigure the budget to represent their own priorities. As you monitor each group’s progress, make sure they know that they will need to justify their budgeting decisions to the rest of the class. When they are finished, have them fill in the tally sheet and submit it to you.

If students need more time to budget, you can have them continue their discussions the following day.

Day Four

10. Share the budgets of all the groups with the class, and have students discuss their decisions.

11. For a follow-up to the students' budgeting, have them consider the following questions:

A. What programs did they choose to cut? Why did they choose to cut those programs over others?

(1) How will the program cuts they have made affect specific groups (the elderly, students, environmentalists, people who are poor, foreign aid recipients)?

(2) Have them write a letter to the head of an organization whose funding will be cut and explain why they have cut the funding.

B. What programs did they choose to enrich? Why did they choose to enrich those programs over others?

(1) How will the programs they have enriched affect specific groups (the elderly, students, environmentalists, people who are poor, foreign aid recipients)?

(2) Have them write a press release to be read by the president's press secretary, describing the reasons they have enriched these programs.

C. What are the tradeoffs they foresee in diminishing some programs while protecting or enriching others? What might be some of the political "fallout" of their decisions? How might they address this "fallout"? Have students write a brief paper on these tradeoffs and respond to the potential political "fallout."

D. Were there any arguments made by their classmates during the budgeting workshop that surprised them? Why?

Sources

Most of the figures used for this budget simulation program were taken from the Outlays section of "Supplemental Materials" Table 25-1 – *Budget Authority and Outlays by Function, Category and Program*:

https://www.whitehouse.gov/sites/whitehouse.gov/files/omb/budget/fy2018/25_1.pdf

The descriptions of the functional areas were mostly drafted from Appendix III of the Catalog of Federal Domestic Assistance: https://www.cfda.gov/downloads/CFDA_2009.pdf

Some of the figures used in the "Understanding the Federal Budget" handout were taken from Table S-4: *Proposed Budget by Category*.

<https://www.whitehouse.gov/sites/whitehouse.gov/files/omb/budget/fy2018/budget.pdf>

Other Valuable URLs

The Federal Budget: Overview and Issues for FY 2018 and Beyond

<https://fas.org/sgp/crs/misc/R44881.pdf>

This is a June 30, 2017 report from the Congressional Research Service.

National Priorities Project

<http://nationalpriorities.org/>

This organization provides analyses of federal data “so people can prioritize and influence how their tax dollars are spent.” Their website includes a summary of the federal budget process:

<https://www.nationalpriorities.org/budget-basics/federal-budget-101/federal-budget-process/>

The Concord Coalition

<http://www.concordcoalition.org>

This organization describes itself as “dedicated to educating the public about the causes and consequences of federal budget deficits, the long-term challenges facing America's unsustainable entitlement programs, and how to build a sound economy for future generations.”

America's Historical Struggle with Debt and Taxes

http://www.youtube.com/watch?feature=player_embedded&v=k7ktBe3TUIk

This 10-minute video from the PBS *NewsHour* (2012), includes Paul Solman’s interview with Simon Johnson.

'Red Ink': Understanding Why the U.S. Has So Much Debt

<https://www.youtube.com/watch?v=5NOcrbaLd10>

This is Paul Solman’s 2012 interview with *The Wall Street Journal's* David Wessel about his new book "Red Ink," a primer to the budget. It is dated, but interesting.

Status of Appropriations Legislation for FY 2018

<https://www.congress.gov/resources/display/content/Appropriations+for+Fiscal+Year+2018>

This web page can help you keep track of what parts of the FY 2018 budget have been passed, and what is pending.

Bureau of the Public Debt

<http://www.treasurydirect.gov/govt/reports/pd/mspd/mspd.htm>

This U.S. Department of the Treasury website includes a link to the most current calculation of the U.S. debt.

Foreign Assistance

<https://www.foreignassistance.gov/>

This government website provides maps and data that show how and where our foreign assistance dollars are spent.

Understanding the Federal Budget ¹

"This Budget's defining ambition is to unleash the dreams of the American people. This requires laying a new foundation for American Greatness."

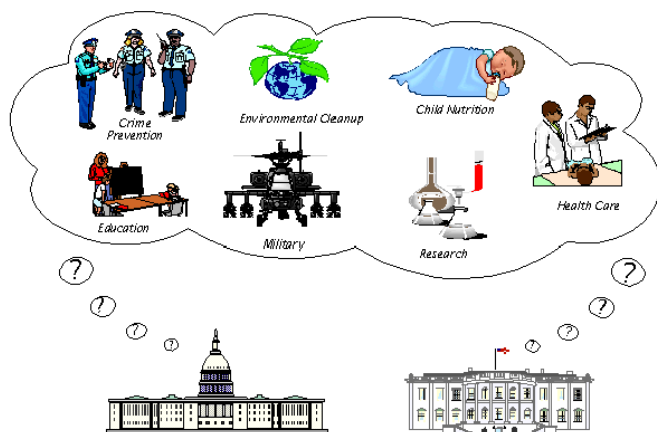
--From *Message from the President on the Fiscal Year 2018 Budget*,
President Donald J. Trump, May 23, 2017

1. Introduction

One of the most important documents produced each year by the president and Congress is the federal budget. Through a lengthy process, government leaders determine how much money they expect the government to receive during each of the next several years, where it will come from, and how much to spend to reach their goals in areas such as national defense, foreign affairs, social insurance for the elderly, health insurance for the elderly and poor, law enforcement, education, transportation, science and technology.

You will be participating in a simulation in which you will be making decisions similar to those made every year by the government to determine next year's federal discretionary budget.

The president and Congress decide how much spending they will finance through taxes, and debate how to use the budget to help the economy grow or to redistribute income. More recently, they have been debating how long we can sustain large budget deficits that many government leaders feel have been necessary to stimulate our economy. In this overview, we will discuss some of these decisions--that is, how the government raises revenues and where it spends money.



Sources: Taxes and Borrowing

¹ Adapted from the Office of Management and Budget publications, *A Citizen's Guide to the Federal Budget, FY 2001 and FY 2002*. Note that most numbers and dates have been adapted to reflect the 2017 fiscal year.

2. What Is the Budget?

The federal budget is:

- a plan for how the government spends taxpayers' money.

What activities are funded? How much should we spend for defense, national parks, the FBI, Medicare, and meat and fish inspection?

- a plan for how the government pays for its activities.

How much revenue does it raise through different kinds of taxes--income taxes, excise taxes (taxes applied to various products, including alcohol, tobacco, transportation fuels and telephone services), and social insurance payroll taxes?

- a plan for government borrowing or the repayment of borrowed funds.

If revenues are greater than spending, the government runs a surplus. If expenses are greater than revenues (as is currently the case), the government runs a deficit.

- something that affects the nation's economy.

Some types of spending--such as improvements in education and support for science and technology—increase productivity and raise incomes in the future.

Taxes, on the other hand, reduce incomes, leaving people with less money to spend.

- something that is affected by the nation's economy.

When the economy is doing poorly, people are earning less and unemployment is high. In this atmosphere, revenues decrease and the deficit grows.

- an historical record.

The budget reports on how the government has spent money in the past, and how that spending was financed.

The 2019 budget document embodies the president's budget proposal to Congress for fiscal year 2019, which begins on October 1, 2018. It reflects the president's priorities and proposes his initiative to meet our national and international needs.

The federal budget, of course, is not the only budget that affects the economy or the American people. The budgets of state and local governments have an impact as well. State and local governments are independent of the federal government, and they have their own sources of revenue (taxes and borrowing).

Where the Money Comes From

The money that the federal government uses to pay its bills--its revenues or receipts--comes mostly from taxes. For FY (fiscal year) 2018, the federal government forecasted that it would receive \$3.7 trillion in revenues.

Revenues come from these sources:

Table 1. FY 2018 Estimated Federal Receipts

Source	Amount (Billions)	Percentage
Individual Income Taxes	1,836	50%
Payroll Taxes (Social Security, Medicare, Unemployment insurance, and other retirement)	1,224	33%
Corporate Taxes	355	10%
Miscellaneous*	270	7%
Estate and Gift Taxes	24	1%
Allowance for Repeal & Replace Obamacare**	-55	-2%
Total Collected	3,654	100%

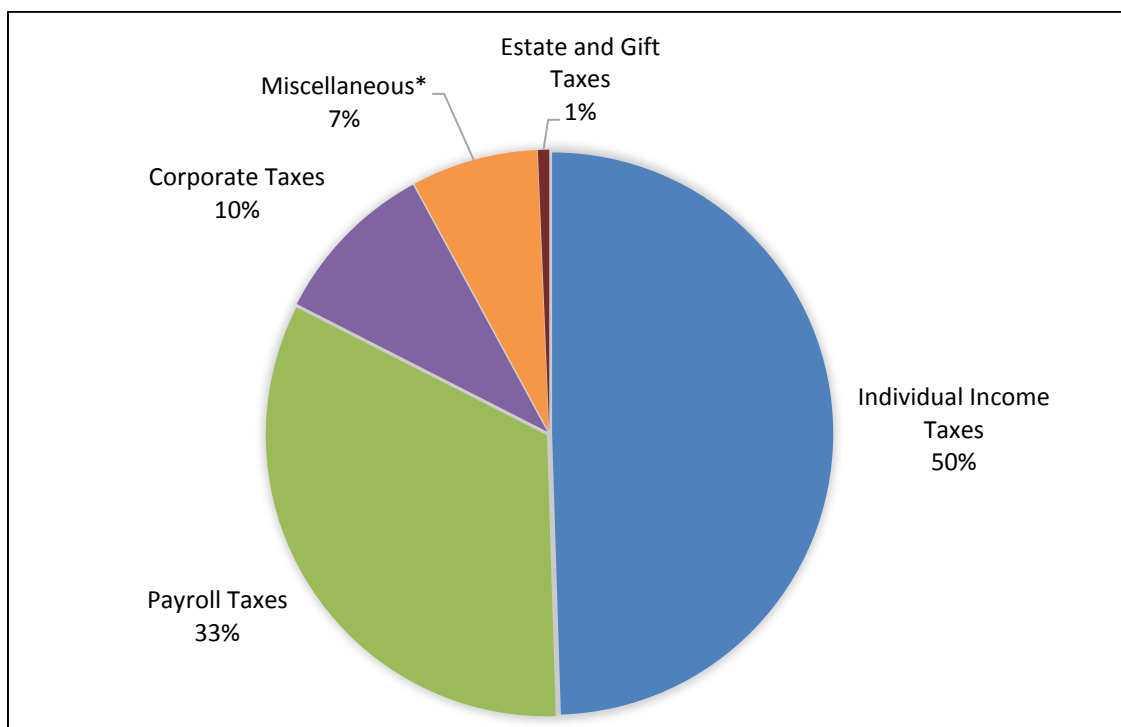
<https://www.whitehouse.gov/sites/whitehouse.gov/files/omb/budget/fy2018/budget.pdf>

Summary Tables: Table S-4. Proposed Budget by Category

* The government collects customs duties, excise taxes (taxes applied to various products, including alcohol, tobacco, transportation fuels and telephone services), and other miscellaneous revenues--e.g., Federal Reserve earnings, fines, penalties, and forfeitures.

** This item assumes tax cuts and revenue reductions from repealing and replacing the Affordable Care Act (Obamacare) taxes and mandates.

Chart 1. FY 2018 Estimated Federal Receipts



Spending

To better understand federal spending, let's look briefly at President Trump's proposed federal budget in which the government projected it would spend approximately \$4.1 trillion. Federal spending is divided into *mandatory spending* which is required by law, and *discretionary spending* which is decided upon yearly by the president and Congress.

Discretionary spending is what the president and Congress must decide to spend for the next year through annual appropriations bills. It includes money for such activities as the FBI, housing, education, space exploration, highway construction, defense, and foreign aid. Discretionary spending for FY 2018 was estimated to account for 30% of all federal spending.

Mandatory spending, which accounts for approximately 70% of all FY 2018 spending, is authorized by permanent laws, not by the annual appropriations bills. It includes entitlements--such as Social Security, Medicare, Medicaid, and the Supplemental Nutrition Assistance Program (formerly known as the Food Stamp Program)--through which individuals receive benefits because of their age, income, or other criteria. It also includes interest on the national debt. The only way the president and Congress can change how much is spent in these accounts is to change the laws which dictate the amount of spending on these mandatory programs.

- The largest federal mandatory spending program is Social Security, which provides monthly benefits to nearly 62 million retired and disabled workers, their dependents, and survivors.² The government projected it will spend approximately \$1 trillion on this program, which they calculated would account for approximately 25% of all federal spending.
- Medicare provides health care coverage for over 55 million elderly Americans and people with disabilities.³ The government projected it will spend \$582 billion on this program, approximately 14% of all federal spending.
- Medicaid provides health care services to millions of Americans, including the poor, people with disabilities, and senior citizens in nursing homes. This program accounts for \$404 billion of the budget, approximately 10% of all federal spending.
- Other entitlements provide benefits to people and families with low incomes such as the Supplemental Nutrition Assistance Program (SNAP) and veterans' pensions. The remaining mandatory spending mainly consists of federal retirement and insurance programs, unemployment insurance, and payments to farmers. All these remaining mandatory spending items account for \$570 billion, approximately 14% of all federal spending.
- Discretionary security spending for FY 2018 (funding for the Pentagon, homeland and border security, etc.) was budgeted at approximately \$643 billion, comprising approximately 16% of all spending.
- Discretionary spending on programs not related to defense includes a wide array of initiatives such as education, training, science, technology, housing, transportation, and foreign aid, was budgeted at \$601 billion, and represents approximately 15% of the budget.

² <https://www.ssa.gov/news/press/factsheets/basicfact-alt.pdf>

³ <https://blog.medicare.gov/2015/07/27/medicare-and-medicaid-50-year-anniversary/>

- Interest payments are payments made to pay back the interest on the federal debt. This accounts for \$315 billion or approximately 8% of the federal budget. As the government increases the size of its debt, the amount of interest that must be paid increases.

Table 2. Estimated Federal Spending in FY 2018

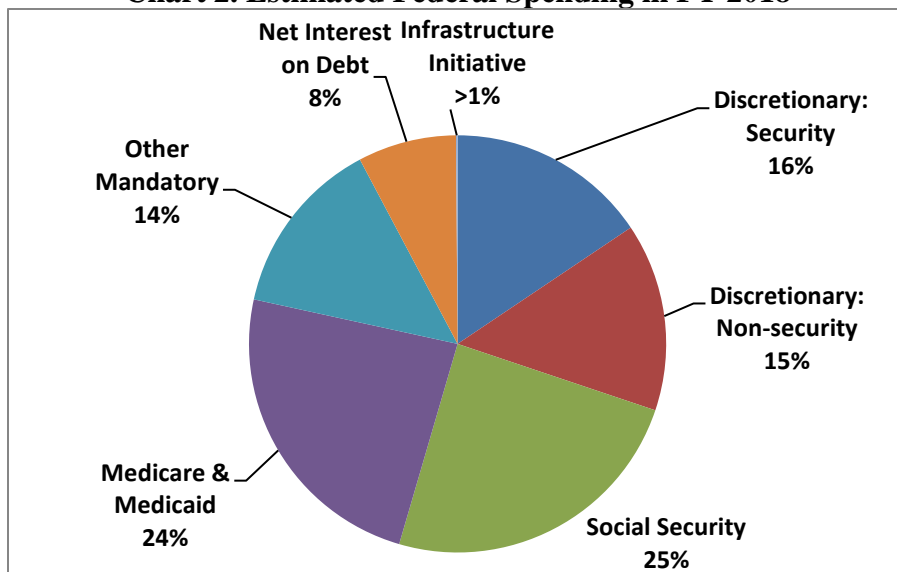
Budget Item	Amount (Billions)	Percentage
Discretionary:		
Defense	643	16%
Non-Defense	601	15%
Mandatory:		
Social Security	1,005	25%
Medicare & Medicaid	986	24%
Other Mandatory	570	14%
Net Interest on Debt	315	8%
Allowance for Obamacare Repeal and Replace*	-30	
Allowance for Infrastructure Initiative	5	
Total	4,095	100%

<https://www.whitehouse.gov/sites/whitehouse.gov/files/omb/budget/fy2018/budget.pdf>

Summary Tables: Table S-4. Proposed Budget by Category

*This item assumes a savings in mandatory spending from the repeal and replacement of the Affordable Care Act (Obamacare).

Chart 2. Estimated Federal Spending in FY 2018



3. How Does the Government Create a Budget?

The president and Congress both play major roles in developing the federal budget.

The President's Budget

The law requires that by the first Monday in February, the president submit to Congress his or her proposed federal budget for the next fiscal year, which begins October 1. For the fiscal year 2019 budget, President Trump was supposed to submit his budget to Congress on February 5, 2018, however, there have been several instances over the years in which the budget proposal has been delayed.

The White House's Office of Management and Budget (OMB) prepares the budget proposal after receiving direction from the president and consulting with his senior advisors and officials from Cabinet departments and other agencies.

The president's budget is thousands of pages long and provides an abundance of details.

The Budget Process

Through the budget process, the president and Congress decide how much to spend and tax in any one fiscal year. The president's budget is his plan for the next year. But it's just a proposal. After receiving it, Congress has its own budget process to follow. *Only after the Congress passes and the president signs the spending bills has the government created its actual budget.*

For fiscal year 2019--that is, October 1, 2018 to September 30, 2019--the major steps in the budget process are outlined in Table 3 below.

Table 3. Major Steps in the Budget Process

Formulation of the president's budget for 2019	Executive Branch agencies develop requests for funds and submit them to the Office of Management and Budget. The president reviews the requests and decides what to include in his budget.	February 2017 – January 2018
State of the Union Address	The president speaks to the country about his priorities for the year ahead.	Late January/Early February 2018
Budget preparation and submission	The budget documents are completed by the OMB and sent to Congress.	January 2018 – February 2018

Congressional action	Congress reviews the president’s budget, develops its own, and eventually approves spending and revenue bills.	March 2018– September 2018 (see footnote #4 below)
President’s final approval	President signs spending and revenue bills to make them law.	Late September 2018 ⁴
Fiscal year begins		October 1, 2018
Budget implemented	Agency program managers begin to spend (and raise) the money approved by the Congress and the president.	October 1, 2018 through September 30, 2019

Action in Congress

Congress first passes a "budget resolution"--a framework within which the Members will make their decisions about spending and taxes. It includes targets for total spending, total revenues, the surplus or deficit, and allocations within the spending target for the two types of spending--discretionary and mandatory.

In the simulation in which you will be participating, you will only be examining the discretionary programs that are part of the federal budget. It is these programs that the president and Congress must act upon each year.

Once Congress passes the budget resolution, it turns its attention to passing the annual appropriations bills – ideally by the end of September. For many years, the annual appropriations bills have not been passed by the beginning of the fiscal year and most government activities were funded through “continuing resolutions” which keep funding no higher than the levels of the previous fiscal year until the current budget is passed.

Congress begins by examining the president's budget in detail. Scores of committees and subcommittees hold hearings on proposals under their jurisdiction. The president’s budget director, cabinet officers, and other administration officials work with Congress as it accepts some of the president's proposals, rejects others, and changes still others. Congressional rules require that these committees and subcommittees take actions that reflect the budget resolution.

Monitoring the Budget

Once the president and Congress approve spending, a number of government agencies oversee the budget in order to ensure that programs are well managed, are achieving the intended results and are operating consistently within legal requirements.

⁴ It has been many years since Congress and the president have been able to finalize the federal budget before the beginning of the fiscal year. See “Action in Congress” for more information.”

4. Deficits and Debt

The federal government has run a deficit for 45 out of the last 50 years.⁵ The size of the deficit is determined by the amount of revenues the government collects through taxes and the amount of money it spends.

When President Clinton was first elected in 1992, the federal budget was in a deficit. During the 1990s, as a result of a strong economy, the government brought in much higher revenues than expected and began, by the end of the decade, to run a budget surplus. In 2002, as a result of September 11, increased military spending and anti-terrorism spending, tax cuts, and the downturn in the economy, the federal budget went back into deficit.

For the past several years, the U.S. economy has been recovering from an economic downturn that began in 2007. Due to the downturn, the government collected fewer tax revenues and passed bills to stimulate economic and job growth which reduced taxes further and added to spending. Additionally, costs for entitlement programs such as Social Security, Medicare and Medicaid increased. As a result, the non-partisan Congressional Budget Office recorded many years of significant budget deficits (see *Chart 4: The Federal Deficit* on the following page). As you can see from the chart, however, deficits have recently been shrinking—though in the last two years there was a slight uptick. The next section will discuss some of the laws that have been enacted since 2011 in response to federal deficits.

There are different economic arguments about whether running a large deficit is a good idea or not. An increase in borrowing can be seen as a necessary response to a weak economy. Many economists have argued the necessity of increased government spending as an investment to help our economy grow. You might think of it as the way a family takes out a mortgage to buy a house. Most people think taking out a mortgage is a good idea and an investment in a family's future. Credit card debt, on the other hand, is something that most families try to avoid as they end up spending needlessly on the high interest on these accounts.

The Politics of Deficit/Debt Reduction

Deficits may be common, and may be necessary during difficult economic times, but many government leaders have been concerned about how long significant deficits can be sustained, and what can be done to lower them in the future. During FY 2011, members of Congress and the president were unable to agree upon solutions to the problem of our long term debt. In December 2010, a bipartisan commission (Simpson-Bowles Debt Commission) set up by President Obama to investigate this issue, recommended an increase in taxes and future cuts in Social Security and Medicare benefits, among other proposals. These recommendations are politically charged, since both raising taxes and lowering benefits to these entitlement programs can be politically unpopular. The Simpson-Bowles proposal did not gain the 14 votes required to send the plan to Congress.

In August 2011, a crisis in government funding almost occurred when Congress appeared ready to prevent the raising of the debt ceiling—the maximum amount of money the United States can

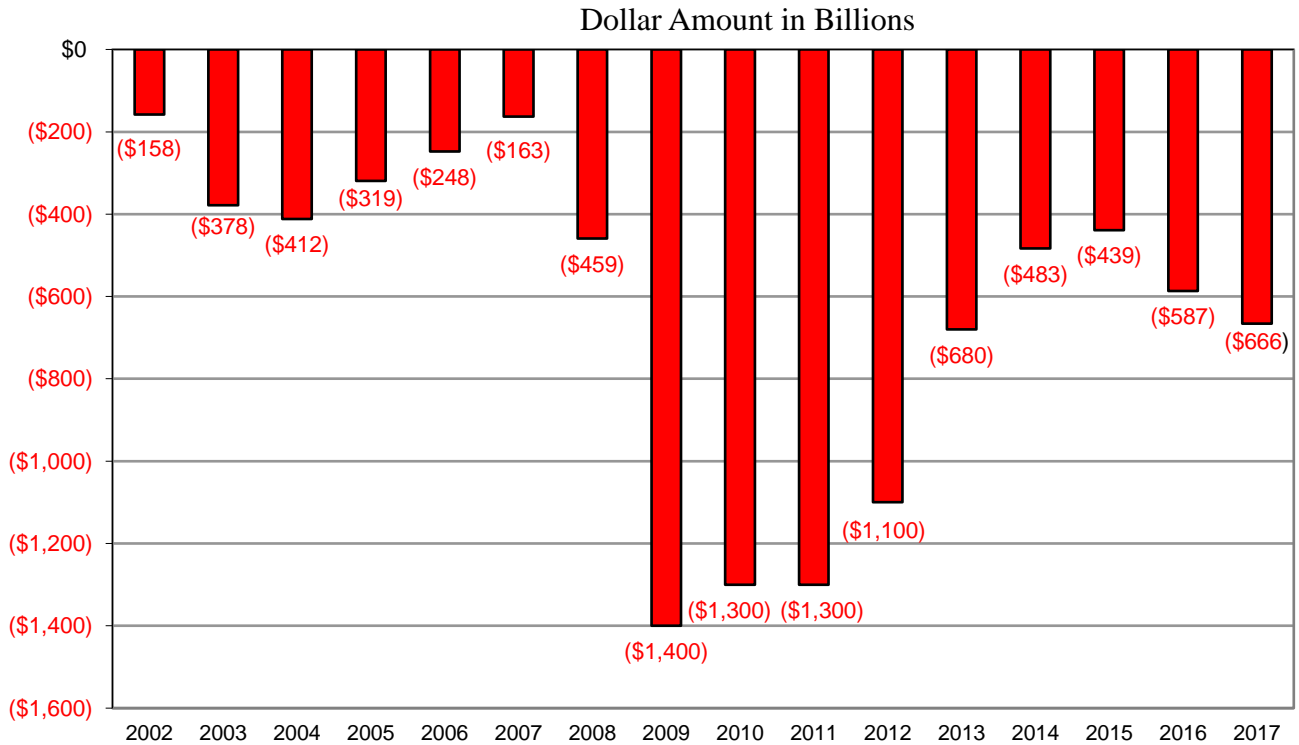
⁵ <https://www.whitehouse.gov/omb/budget/Historicals> (Table 1.1)

borrow. The deal they reached at the last moment (the Budget Control Act of 2011) placed annual caps on discretionary spending and created the Joint Select Committee on Deficit Reduction (the “Super Committee”)--6 Senators and 6 Representatives from both parties who were given the task of finding a minimum of \$1.2 trillion in spending cuts spread out over 10 years.

Since the “Super Committee” failed to come to an agreement by their November 2011 deadline, significant automatic spending cuts were triggered for FY 2013 in both national security and non-security discretionary spending, cutting \$85 billion from the FY 2013 budget. These across-the-board cuts (known as “sequestration”) meant drastic cuts not only for the military, but for programs in areas such as medical research, clean air, and transportation. Sequestration was never supposed to really happen— since it was distasteful to all sides of the budget debate, it was designed as a “poison pill” to force a bipartisan budget agreement. Yet, because no bipartisan agreement could be reached, these significant cuts were made in FY 2013.

Since FY 2013, there have been several crises and compromises in the course of passing the annual federal budgets, including a 16-day government shutdown in October 2013 when many government agencies and programs were not funded. There were also brief shutdowns in January and February of 2018. The most recent compromise enacted in February 2018 (the Bipartisan Budget Act of 2018) prevents a return, for FY 2018 and FY 2019, to the austere spending caps required under the Budget Control Act of 2011.

Chart 4: The Federal Deficit



Source: Congressional Budget Office

Glossary

Appropriation

An appropriation is an act of Congress that enables federal agencies to spend money for specific purposes.

Balanced Budget

A balanced budget occurs when total revenues equal total outlays for a fiscal year.

Bipartisan

Relating to the agreement or cooperation of two political parties that normally oppose each other.

Budget Resolution

The budget resolution is the annual framework within which Congress makes its decisions about spending and taxes. This framework includes targets for total spending, total revenues, and the deficit, as well as allocations, within the spending target, for discretionary and mandatory spending.

Continuing Resolution

Legislation used by Congress to fund the government if appropriations have not been signed into law by the beginning of the fiscal year.

Debt

See “National Debt.”

Debt Ceiling

Enacted in 1917, this law limits the amount of money the United States can borrow.

Deficit

The deficit is the difference produced when spending exceeds revenues in a fiscal year.

Deficit Spending

Deficit spending occurs when the government’s revenues do not cover the cost of all its spending and it borrows money to finance its programs, using that borrowed money to pay for items in the budget.

Discretionary Spending

Discretionary spending is what the president and Congress must decide to spend for the next fiscal year through annual appropriations bills. Examples include money for such programs as the FBI, the Coast Guard, housing, education, space exploration, highway construction, defense, and foreign aid.

Entitlement

An entitlement is a program that legally obligates the federal government to make payments to any person who meets the legal criteria for eligibility. Examples include Social Security, Medicare, and Medicaid.

Excise Taxes

Excise taxes apply to various products, including alcohol, tobacco, transportation fuels, and telephone service.

Fiscal Year

The fiscal year is the government's accounting period. It begins October 1 and ends on September 30. For example, fiscal year 2018 ends September 30, 2018.

Gross Domestic Product (GDP)

GDP is the standard measurement of the size of the economy. It is the total production of goods and services within the United States.

Mandatory Spending (Non-discretionary Spending)

Mandatory spending (also called non-discretionary spending) is authorized by permanent law. An example is Social Security. The president and Congress can change the law to change the level of spending on mandatory programs—but they don't have to do so.

National Debt

When revenues do not cover the costs of government spending, the government borrows money to finance this deficit. The total it has borrowed over the years, but not repaid, is the national debt.

OMB

Part of the Executive Office, the Office of Management and Budget assists the president in the development and implementation of the federal budget.

Revenue

Revenues include the collections that result from government activity, such as taxes. They do not include collections that result from the government's business-like activities, such as the entrance fees at national parks. Business-like collections are subtracted from total spending to calculate outlays for the year.

Sequestration

Automatic, across-the-board, spending cuts that apply to all programs and activities of government agencies.

Social Insurance Payroll Taxes

This tax category includes Social Security taxes, Medicare taxes, unemployment insurance taxes, and federal employee retirement payments.

Surplus

A surplus is the amount by which revenues exceed outlays.

Understanding the Federal Budget Review Questions

Please answer the following questions (use back of this page if necessary).

1. When the president and Congress begin to create a budget for the coming year, they must make some key determinations. What are the three things they must determine?
 - 1.
 - 2.
 - 3.
2. What is it called when the government spends more money than it brings in?
3. Where do most federal government dollars come from? (What is the federal government's primary source of funds?)
4. Explain the difference between mandatory and discretionary spending? Provide an example of each kind of spending.
5. What program accounts for more federal spending than any other? Describe this program.
6. On what day is the president's budget usually submitted to Congress for its approval?
7. What has to happen, and who has to agree, for the 2018 budget to finally become law?
8. Describe some of the crises in federal funding that have occurred since December 2010?
9. Explain how deficit spending can be helpful and/or harmful.

WHAT ROLE SHOULD THE GOVERNMENT PLAY IN THE ECONOMY?

From the National Council on Economic Education, New York, NY
Civics and Government: Focus on Economics, Unit II, Lesson 4
(<http://ecedweb.unomaha.edu/lessons/fecgF.htm>)

Although it is generally agreed that there is a role for the government in our national economy, there is considerable disagreement over what areas the government should be responsible for and how far the government should go in these areas. Some people feel that "big government" is a problem, that government is doing too much. Others believe that the government sector of the economy is being starved and that government should be allowed to do more. What the appropriate role is for government is a basic question, and one that involves a great deal more than economics.

Conservative View

Conservatives believe that the government's role should be severely limited. They feel that economic and political freedom is likely to be undermined by excessive reliance on government. Moreover, they tend to question the government's ability to solve social and economic problems. They believe that faith in the government's power to solve these problems is unreasonable. They point to the slowness of the government bureaucracy, the difficulty in controlling huge government organizations, the problems political considerations can breed, and the difficulties in telling whether government programs are successful or not. On the basis of these considerations, they argue that the government's role should be carefully limited.

Liberal View

While conservatives question the government's ability to solve important social and economic problems, liberals, on the other hand, question the market's ability to solve these problems. They point to the important limitations of the market system, and they claim that the government can do a great deal to overcome these limitations. Government can regulate private economic activity. It can also provide goods and services that the private businesses produce too little of. Liberals tend to be less concerned than conservatives about the effects on personal freedom of greater governmental intervention in the economy.

Adapted from: Edwin Mansfield and Nariman Behraves. Economics USA, New York: W.W. Norton, 1992, pp. 592-594.

Question to consider:

1. What is your view of the government's role in the economy? Do you think the government does more harm or more good in our society? Ask a parent or teacher what their views are on this important question.

Rules of the Game

Introduction

One of the main areas of debate in Washington involves the federal budget. When the president and Congress make decisions concerning the budget, in essence they are setting priorities for our country. Where should we be investing tax dollars? Which programs should be cut? Which programs should be expanded? Should there be a tax cut and/or a tax increase? Is it okay to continue to run a large deficit?

Here is the challenge. After analyzing the FY 2018 budget that President Trump proposed last year, you must design a FY 2019 budget with a group of your peers.

You must set the priorities for your administration by looking at the current list of programs and spending and deciding how much to invest in each category.

Total government spending for President Trump's proposed 2018 fiscal year was projected at 4.1 trillion dollars (4,100 billion). Please note that government spending on some programs is fixed by laws and, therefore, cannot be manipulated in the budgeting process. These programs are part of the *mandatory* budget. The two main programs which are *mandatory* in the federal budget are Social Security (1 trillion dollars—25% of the total spending) and Medicare (healthcare for the elderly—582 billion dollars—14% of the total spending). The net interest on the national debt is estimated at 315 billion dollars—8% of total spending.

You will be budgeting for the main programs in the *discretionary* budget for the FY 2019 budget. After you have prepared your budgets in your small group sessions, you will return to the main hall to explain the reasoning behind your budgets to the president.

Please note that the Budget Control Act of 2011, as amended by the Bipartisan Budget Act of 2018, establishes discretionary spending limits for FY 2019. These limits are approximately the same as the outlays that President Trump proposed in his FY 2018 budget. Therefore, for this exercise you may either maintain total discretionary spending at the same level as Trump's proposed FY 2018 budget, or decrease it. You cannot add to the total spending.

Also note that due to the ravages of hurricanes Harvey, Irma and Maria, and the destructive wildfires in California, additional spending has been required to help communities recover from these disasters in FY 2018 and beyond. We have included estimated outlays for FY 2018 in the last row of your spending chart (p. 6), so that you are aware of this additional emergency spending in the "Community and Regional Development" category.

Let's Begin!

The rules of this simulation are fairly simple. You have 134 poker chips. Each chip represents approximately \$10 billion. You will begin by observing how the money had been allocated in President Trump's proposed FY 2018 budget to 14 discretionary spending categories—noted on

your worksheet. You should then work with your group to consider how you might reconfigure the chips in your FY 2019 budgets based on your group's discussions of its priorities and values.

Please keep in mind that you cannot move any chips saved in National Defense into Non-Defense categories and vice versa.

The following are 14 major spending categories with some of the associated functions noted below:

1. National Defense

\$708 (\$643+\$65) billion in discretionary spending. (71 chips will maintain current level.)

Please note that for FY 2018, President Trump's budget proposal included \$643 billion in outlays for National Defense, but that figure did not include the \$65 billion in supplemental spending that he requested to fund overseas military operations (Overseas Contingency Operations). For our purposes, we have included those funds in the National Defense discretionary category.

- The raising, equipping, and maintaining of armed forces
- Development and utilization of weapons systems (including nuclear weapons), and related programs
- Operations and maintenance of military facilities
- Direct compensation and benefits paid to active military and civilian personnel
- Health insurance and life insurance for military personnel
- Military construction, family housing
- Research, development, testing, and evaluation of new technology and weaponry

2. Transportation

\$90.3 billion in discretionary spending. (9 chips will maintain current level.)

- Highways
- Mass transit and railroads
- Air and water transportation (including air traffic control)

3. Education, Training, Employment, and Social Services

\$88.8 billion in discretionary spending. (9 chips will maintain current level.)

- Elementary, Secondary & Vocational education (including funding for public schools in low-income neighborhoods and for special education)
- Loans, scholarships and stipends for students to participate in education
- Retraining adults for new vocations and employment counseling
- Children and families services programs (including programs that help individuals with physical or mental disabilities to obtain employment and live more independently)

4. Veterans Benefits and Services

\$77.9 billion in discretionary spending. (8 chips will maintain current level.)

- Medical facilities, medical research, and medical care of veterans
- Departmental administration

5. Income Security

\$66.2 billion in discretionary spending. (7 chips will maintain current level.)

- Housing assistance for people with low and moderate income
- Special supplemental food program for women, infants and children (WIC)
- Low income home energy assistance

6. International Affairs

\$65.3 (\$53.3 + 12) billion in discretionary spending. (7 chips will maintain current level.)

Please note that for FY 2018, President Trump's budget proposal included \$53.3 billion in discretionary outlays for International Affairs, but that figure did not include the \$12 billion in supplemental spending that he requested to fund Overseas Contingency Operations (OCO). These OCO funds would contribute to Diplomatic and Consular programs, international disaster assistance for famine prevention and relief, and migration and refugee assistance. For our purposes, we have included those funds in the discretionary category.

- Foreign diplomacy (embassies and ambassadors)
- Contributions to International Organizations & Peacekeeping (including support for the UN)
- Economic and military aid to countries that are friendly to us
- Humanitarian aid to countries that need assistance
- Promotion of democracy and protection of human rights throughout the world

7. Health

\$57.0 billion in discretionary spending. (6 chips will maintain current level.)

- Research into the causes and cures of diseases
- Substance abuse and mental health services
- Financing specialized programs for training health workers and researchers
- Promotion of consumer and occupational health safety (which includes food safety and inspection against harmful bacteria and bioterrorism)
- Health care to low income, uninsured, vulnerable people who need government support when they become ill
- Funding for the Food and Drug Administration which assures the safety, effectiveness, and security of medications and medical devices

8. Administration of Justice

\$50.9 billion in discretionary spending. (5 chips will maintain current level.)

- Federal law enforcement and judicial activities
- Federal correctional activities (incarceration of people convicted of federal crimes)
- Grants to state and local governments to assist them in operating and improving their law enforcement and justice systems.

9. Natural Resources and the Environment

\$33.6 billion in discretionary spending. (3 chips will maintain current level.)

- Promotion of conservation
- Controlling and reducing air, water, and land pollution
- Development and maintenance of recreational resources such as national parks
- Work to clean up previously polluted sites, restore them to uses appropriate for surrounding communities, and respond to and prevent waste-related or industrial accident

10. General Science, Space, and Technology

\$30.5 billion in discretionary spending. (3 chips will maintain current level.)

- America's space program
- Grants for cutting-edge discoveries in science and engineering

11. Community and Regional Development

\$22.1 billion in discretionary spending. (2 chips will maintain current level.)

- Urban community and economic development programs, such as those providing money for the revitalization of public housing, or money to build affordable housing
- Disaster relief and insurance
- Grants and loans for water supply and sewer systems
- Regional economic development programs
- Aids to businesses such as loans and loan guarantees

12. General Government

\$19.6 billion in discretionary spending. (2 chips will maintain current level.)

- Costs for administering the Internal Revenue Service (IRS)
- Costs for Congress and the Executive Office of the President

13. Agriculture

\$6.1 billion in discretionary spending. (1 chip will maintain current level.)

- Agricultural research and education programs
- Animal and plant inspection programs

14. Energy

\$5.0 billion in discretionary spending. (1 chip will maintain current level.)

- Funding for alternative fuel research and development
- Nuclear waste disposal of commercial (non-Defense) spent nuclear fuels
- Strategic Petroleum Reserve, which provides emergency oil supply in the event of a severe disruption of supply
- Funding for energy efficiency and renewable energy
- Fossil energy programs (ex., R&D for coal uses)

President Trump's Proposed 2018 Budget

Each chip equals approximately 10 billion dollars.

Function	2018 estimated total spending (in billions of dollars)	2018 estimated discretionary spending (in billions of dollars)	Number of chips in the 2018 budget	Number of chips in the 2019 budget
1. National Defense	717.6	708	71	
Non-Defense Spending Categories:				
2. Transportation	91.8	90.3	9	
3. Education, Training, Employment & Social Services	96.5	88.8	9	
4. Veterans Benefits and Services	177.9	77.9	8	
5. Income Security	495.9	66.2	7	
6. International Affairs*	67.5	65.3	7	
7. Health	532.1	57.0	6	
8. Administration of Justice	65.0	50.9	5	
9. Natural Resources and Environment	37.5	33.6	3	
10. General Science, Space & Technology	30.6	30.5	3	
11. Community & Regional Development	23.1	22.1	2	
12. General Government	27.2	19.6	2	
13. Agriculture	26.6	6.1	1	
14. Energy (Total spending is less than the discretionary spending because the total number includes revenues.)	2.7	5.0	1	
Total Non-Defense Chip	1674.4	613.3	63	

Supplemental Disaster Relief (Community and Regional Development)	--		6 (estimated)	
--	----	--	-------------------------	--

Setting National Priorities: A Federal Budget Simulation

Functional Areas with Budget Details

See also: https://www.cfda.gov/downloads/CFDA_2009.pdf, Appendix III

The text in italics is the information that students have been given in their programs.

1. *National Defense*

\$708 (\$643+\$65) billion in discretionary spending. (71 chips will maintain current level.)

Please note that for FY 2018, President Trump's budget proposal included \$643 billion in outlays for National Defense, but that figure did not include the \$65 billion in supplemental spending that he requested to fund overseas military operations (Overseas Contingency Operations). For our purposes, we have included those funds in the National Defense discretionary category.

- *The raising, equipping, and maintaining of armed forces*
- *Development and utilization of weapons systems (including nuclear weapons), and related programs*
- *Operations and maintenance of military facilities*
- *Direct compensation and benefits paid to active military and civilian personnel*
- *Health insurance and life insurance for military personnel*
- *Military construction, family housing*
- *Research, development, testing, and evaluation of new technology and weaponry*

This functional area includes all programs related to the common defense and security of the United States. Some points to consider:

- Many people believe that national security is a government's first priority.
- Military spending creates jobs. The Department of Defense is one of the nation's largest employers, with over 1.3 million personnel on active duty, 742,000 civilians, and 826,000 men and women in the Selected Reserve of National Guard and Reserve forces⁶ (Wal-Mart employs about 1.5 million workers in the US.)⁷
- The U.S. spends about as much on its military as the next top 7 nations combined (2014 data). The U.S. accounts for 34% of total global military spending.⁸
- The FY 2018 budget request for intelligence agencies consisting of the CIA and other agencies reporting to the Director of National Intelligence was \$57.7 billion. An additional \$20.7 billion was requested for military intelligence.⁹
- As of August 2017 there were roughly 11,000 U.S. troops in Afghanistan.¹⁰
- The Defense Department manages an inventory of installations and facilities to keep Americans safe. The Department's physical plant is huge by any

⁶ <https://www.defense.gov/About/>

⁷ <http://corporate.walmart.com/newsroom/company-facts>

⁸ <http://www.politifact.com/truth-o-meter/statements/2016/jan/13/barack-obama/obama-us-spends-more-military-next-8-nations-combi/>

⁹ <http://www.fas.org/irp/budget/index.html>

¹⁰ <http://www.brookings.edu/about/programs/foreign-policy/afghanistan-index>

standard, consisting of more than several hundred thousand individual buildings and structures located at more than 5,000 different locations or sites. When all sites are added together, the Department of Defense utilizes over 30 million acres of land.¹¹

2. Transportation

\$90.3 billion in discretionary spending. (9 chips will maintain current level.)

- *Highways*
- *Mass transit and railroads*
- *Air and water transportation (including air traffic control)*

This functional area includes all programs that provide for the transportation of the general public. Some points to consider:

- Transportation, including the ownership and operation of vehicles and expenses for public transit, is one of the largest expense categories for most American households.
- These were President Trump's 2018 discretionary allocations for ground transportation:
 - Highways: \$44 billion
 - Mass Transit: \$12.7 billion
 - Railroads: \$1.5 billion
- He allocated \$21.6 billion in discretionary spending for air transportation (FAA, security, air traffic controllers) and \$9.0 billion for water transportation.¹² Federal spending for water transportation includes some of the costs associated with maintaining harbors and navigation channels and equipment used to support sea-borne traffic (such as Coast Guard vessels).¹³
- We need to continue funding highway, bridge, transit and safety programs in order to maintain our economy. When a bridge starts crumbling and cars and trucks have to be diverted, that costs our economy in time, gas and money.
- Efficient transportation of goods (such as the transportation that gets food into our grocery stores) represents an important aspect of a strong economy.

3. Education, Training, Employment, Social Services

\$88.8 billion in discretionary spending. (9 chips will maintain current level.)

- *Elementary, Secondary & Vocational education (including funding for public schools in low-income neighborhoods and for special education)*
- *Loans, scholarships and stipends for students to participate in education*
- *Retraining adults for new vocations and employment counseling*
- *Children and families services programs (including programs that help individuals with physical or mental disabilities to obtain employment and live more independently)*

¹¹ <http://www.defense.gov/About-DoD>

¹² https://www.whitehouse.gov/sites/whitehouse.gov/files/omb/budget/fy2018/25_1.pdf

¹³ <https://www.cbo.gov/sites/default/files/114th-congress-2015-2016/reports/49910-infrastructure.pdf>

This functional area includes funding for the entire Department of Education, social services programs within the Department of Health and Human Services, and employment and training programs within the Department of Labor. Some points to consider:

- Primary, secondary and higher education. **Approximately 70% of the FY 2018 money budgeted for discretionary spending in this category was allocated to K-12 and higher education programs (approximately \$62.6 billion).**
- Education is mostly funded by state and local governments (Massachusetts spends approximately 18% of its state budget on education --\$7.1 billion of its \$40.2 billion total budget)¹⁴, however, the federal government spends money on education for the disadvantaged (approx. \$16.0 billion) and special education (approx. \$12.8 billion).¹⁵ President Trump proposed spending \$22.4 billion of discretionary spending for Pell grants. (\$7.1 billion for Pell grants are in the mandatory spending category.)¹⁶ Pell provides approx. 7 million low and moderate income students with aid for college.¹⁷
- President Trump requested \$6.2 billion in discretionary funding for training and employment services.¹⁸
- President Trump requested \$13.4 billion in social services including rehabilitation services, children and family service programs and aging services programs.¹⁹
- Some conservatives believe that funding and control of education should be left to the states and would like to eliminate the U.S. Department of Education

4. *Veterans Benefits and Services*

\$77.9 billion in discretionary spending. (8 chips will maintain current level.)

- *Medical facilities, medical research, and medical care of veterans*
- *Departmental administration*

This functional area consists of programs providing benefits and services, the eligibility for which is related to prior military service but the financing of which is not an integral part of the costs of national defense. Some points to consider:

- As of 2016, there were approximately 18.5 million veterans in the U.S. – 50% (9.2 million) were over the age of 65.²⁰ For Trump’s proposed FY 2018 budget, 89% of funding in this category (\$69.5 billion) was allocated towards

¹⁴ <http://www.mass.gov/bb/gaa/fy2018/>

¹⁵ https://www.whitehouse.gov/sites/whitehouse.gov/files/omb/budget/fy2018/25_1.pdf

¹⁶ <https://www2.ed.gov/about/overview/budget/budget18/summary/18summary.pdf> (page 26)

¹⁷ <https://trends.collegeboard.org/student-aid/figures-tables/pell-grants-total-expenditures-maximum-and-average-grant-and-number-recipients-over-time>

¹⁸ https://www.whitehouse.gov/sites/whitehouse.gov/files/omb/budget/fy2018/25_1.pdf

¹⁹ Ibid.

²⁰ <https://www.census.gov/newsroom/facts-for-features/2017/veterans-day.html>

medical care of veterans.²¹ As more choose to use VA as their primary care provider, the strain on the system continues to grow.

- President Trump allocated \$7.6 billion for Departmental administration.²²

5. *Income Security*

\$66.2 billion in discretionary spending. (7 chips will maintain current level.)

- *Housing assistance for people with low and moderate income*
- *Special supplemental food program for women, infants and children (WIC)*
- *Low income home energy assistance*

This functional area consists of a range of income security programs that provide cash or near-cash assistance (e.g., housing, food, and energy assistance) to low-income persons, and benefits to certain retirees, persons with disabilities, and the unemployed. **Housing assistance programs account for 68% of discretionary spending (\$44.8 billion) in this function.**²³ Some points to consider:

- For FY 2018, President Trump requested \$44.8 billion for low and moderate-income housing aids.
- “[A]bout one out of four families that qualifies for some kind of housing assistance get it. In cities like Washington, D.C., the waiting list is not counted in years but in decades.”²⁴
- President Trump requested \$6.0 billion for special supplemental food programs for women, infants, and children (WIC).²⁵
- He requested \$1.1 billion for low income home energy assistance.²⁶
- He requested \$2.8 billion for child care and development block grants.²⁷
- Subsidized housing for low income Americans is particularly important in urban areas such as Boston where rents are too high for lower income people to afford.

6. *International Affairs*

\$65.3 (\$53.3 + 12) billion in discretionary spending. (7 chips will maintain current level.)

Please note that for FY 2018, President Trump’s budget proposal included \$53.3 billion in discretionary outlays for International Affairs, but that figure did not include the \$12 billion in supplemental spending that he requested to fund Overseas Contingency Operations (OCO). These OCO funds would contribute to Diplomatic and Consular programs, international disaster assistance for famine prevention and relief, and migration and refugee assistance. For our purposes, we have included those funds in the discretionary category.

- *Foreign diplomacy (embassies and ambassadors)*

²¹ https://www.whitehouse.gov/sites/whitehouse.gov/files/omb/budget/fy2018/25_1.pdf

²² Ibid.

²³ Ibid.

²⁴ <https://www.theatlantic.com/business/archive/2016/03/eviction-matthew-desmond-housing/471375/>

²⁵ https://www.whitehouse.gov/sites/whitehouse.gov/files/omb/budget/fy2018/25_1.pdf

²⁶ Ibid.

²⁷ Ibid.

- *Contributions to International Organizations & Peacekeeping (including support for the UN)*
- *Economic and military aid to countries that are friendly to us*
- *Humanitarian aid to countries that need assistance*
- *Promotion of democracy and protection of human rights throughout the world*

This functional area contains funding for all U.S. international activities, including: operating U.S. embassies and consulates throughout the world; providing military assistance to allies; aiding developing nations; dispensing economic assistance to fledgling democracies; promoting U.S. exports abroad; making U.S. payments to international organizations; and contributing to international peacekeeping efforts. Some points to consider:

- President Trump's FY 2018 budget allocated \$8.9 billion for State Department operations and another \$2.1 billion for embassy security, construction and maintenance.²⁸
- Trump's FY 2018 budget allocated \$24.4 billion for international development and humanitarian assistance (including global health, refugee programs, international disaster assistance, etc.) and \$15.0 billion for international security assistance (including foreign military grants, economic support and antiterrorism programs).²⁹ These numbers do not include OCO spending (see above).
- The U.S. provides more aid to the Middle East than any other region of the world. For FY 2018, President Trump requested approximately \$3.1 billion for Israel, \$1.4 to Egypt, \$1 billion to Jordan, \$783 **million** to Afghanistan, \$348 **million** to Iraq and \$345 **million** to Pakistan.³⁰ Our current level of financial support for Israel and Egypt grew out of the 1979 Camp David Peace Treaty.
- Less than 1% of the federal budget is spent on foreign aid, but most Americans significantly (and consistently) overestimate how much of the U.S. budget is spent on foreign aid. Though the U.S. is one of the largest donors in international economic aid donor in dollar terms, when calculated as a percent of gross national income, it provides one of the smallest contributions among the major donor governments.³¹
- President Trump's Foreign Affairs Overseas Contingency Operations spending request "totals \$12.0 billion, 42% below the FY2017 enacted level. It seeks \$3.0 billion for Diplomatic and Consular Programs that includes \$2.4 billion for Worldwide Security Upgrades; \$1.3 billion for International Disaster Assistance for famine prevention, relief, and prevention; \$2.7 billion for the Economic Support Fund; and \$2.0 billion for Migration and Refugee Assistance, among funds for other things."³²

²⁸ Ibid.

²⁹ Ibid.

³⁰ <https://fas.org/sgp/crs/mideast/IN10716.pdf> and <https://www.foreignassistance.gov/explore>

³¹ <http://www.fas.org/sgp/crs/row/R40213.pdf> (page 20)

³² <https://fas.org/sgp/crs/row/IF10143.pdf>

7. Health

\$57.0 billion in discretionary spending. (6 chips will maintain current level.)

- *Research into the causes and cures of diseases*
- *Substance abuse and mental health services*
- *Financing specialized programs for training health workers and researchers*
- *Promotion of consumer and occupational health safety (which includes food safety and inspection against harmful bacteria and bioterrorism)*
- *Health care to low income, uninsured, vulnerable people who need government support when they become ill*
- *Funding for the Food and Drug Administration which assures the safety, effectiveness, and security of medications and medical devices*

Health covers the physical and mental health of the nation's population, including the prevention of illness and accidents. **Funding for the National Institutes of Health (NIH) represents about 53% (\$30.0 billion) of discretionary funding for health.**³³ Medicare, Medicaid, and CHIP (Children's Health Insurance Program) are all mandatory programs, and, therefore, not part of today's budgeting. Discretionary programs in this category include most direct health care services programs. Some points to consider:

- The goal of the National Institute of Health (NIH) is to acquire new knowledge to help prevent, detect, diagnose, and treat disease and disability, from the rarest genetic disorder to the common cold.
- President Trump's FY 2018 request for NIH general cancer research was approximately \$4.5 billion.³⁴
- President Trump's FY 2018 request for NIH research activities into domestic HIV/AIDS was approximately \$2.2 billion.³⁵
- Funding for Substance Abuse and Mental Health services was estimated at approximately \$3.7 billion.³⁶
- The Health Resources and Services Administration is charged with increasing access to health care for those who are medically underserved. HRSA's programmatic portfolio includes a range of programs or initiatives designed to increase access to care, improve quality, and safeguard the health and well-being of the nation's most vulnerable populations. The president requested \$5.4 billion for their FY 2018 budget.³⁷
- President Trump requested approximately \$2.1 billion in funding for the Food and Drug Administration (FDA) for FY 2018.³⁸ The [Centers for Disease Control and Prevention](#) notes that each year 1 in 6 Americans get sick from tainted foods or beverages.³⁹

³³ Ibid.

³⁴ <https://www.hhs.gov/about/budget/fy2018/budget-in-brief/nih/index.html#budget>

³⁵ <http://kff.org/global-health-policy/fact-sheet/u-s-federal-funding-for-hiv-aids-trends-over-time/>

³⁶ https://www.whitehouse.gov/sites/whitehouse.gov/files/omb/budget/fy2018/25_1.pdf

³⁷ Ibid.

³⁸ Ibid.

³⁹ <https://www.cdc.gov/foodsafety/foodborne-germs.html>

- President Trump requested \$5.6 billion in funding for the Centers for Disease Control and Prevention.⁴⁰ (Note: this is separate from NIH funding.)
- President Trump’s FY 2018 request for the Consumer Product Safety Commission’s was approximately **\$124 million** (not billion).⁴¹

8. *Administration of Justice*

\$50.9 billion in discretionary spending. (5 chips will maintain current level.)

- *Federal law enforcement and judicial activities*
- *Federal correctional activities (incarceration of people convicted of federal crimes)*
- *Grants to state and local governments to assist them in operating and improving their law enforcement and justice systems.*

This functional area includes those programs designed to provide judicial services, police protection, law enforcement (including civil rights), rehabilitation, and incarceration of criminals, and promotion of the general maintenance of domestic order. This area includes The FBI, Immigration and Naturalization Services (now part of the Department of Homeland Security), Drug Enforcement Agency (DEA), Bureau of Prisons (BOP), U.S. Attorneys, and the U.S. Marshals Service (USMS). Some points to consider:

- President Trump requested \$6.5 billion to fund criminal investigations by agencies such as the FBI, DEA (Drug Enforcement Agency), and DHS (Department of Homeland Security).⁴²
- President Trump requested \$13.0 billion for federal litigative and judicial activities—including prosecution and representation of alleged criminals.⁴³
- At present, there are approximately 184,000 total federal inmates in prison, most of whom were convicted for drug-related offenses, weapons or arson charges, or for illegal immigration.⁴⁴ For FY 2018, \$7.2 billion was requested to fund the federal prison system—including federal detention and incarceration. These DOJ components ensure that Federal criminals and those awaiting trial or sentencing are safely and cost-effectively incarcerated and detained.⁴⁵
- Other requests for FY 2018: \$24.1 billion for border and transportation security related to preventing illegal immigration and \$1.9 billion for the Secret Service.⁴⁶
- “Based on previous analysis from the Center for American Progress, a mass deportation strategy [for undocumented immigrants] would cost an average of **\$10, 070 per person**, for a total of \$114 billion to remove 11.3 million people”⁴⁷

⁴⁰ https://www.whitehouse.gov/sites/whitehouse.gov/files/omb/budget/fy2018/25_1.pdf

⁴¹ Ibid.

⁴² Ibid.

⁴³ Ibid.

⁴⁴ https://www.bop.gov/about/statistics/population_statistics.jsp

⁴⁵ https://www.whitehouse.gov/sites/whitehouse.gov/files/omb/budget/fy2018/25_1.pdf

⁴⁶ Ibid.

⁴⁷ <http://www.newsweek.com/how-much-would-it-cost-deport-all-undocumented-immigrants-364316>

9. Natural Resources and the Environment

\$33.6 billion in discretionary spending. (3 chips will maintain current level.)

- *Promotion of conservation*
- *Controlling and reducing air, water, and land pollution*
- *Development and maintenance of recreational resources such as national parks*
- *Work to clean up previously polluted sites, restore them to uses appropriate for surrounding communities, and respond to and prevent waste-related or industrial accident*

This functional area includes programs concerned with environmental protection and enhancement; recreation and wildlife areas; and the development and management of the nation's land, water, and mineral resources. Some points to consider:

- President Trump requested \$2.8 billion allocated to support recreational resources such as national parks, refuges, and public lands.⁴⁸
- He requested \$9.6 billion for conservation and land management.⁴⁹
- He requested \$6.5 billion for pollution control and abatement.⁵⁰
- \$6.6 billion was requested to fund the Army Corps of Engineers—part of their mission is the planning, designing, building and operating of water resources and other civil works projects (Navigation, Flood Control, Environmental Protection, Disaster Response, etc.)⁵¹

10. General Science, Space, and Technology

\$30.5 billion in discretionary spending. (3 chips will maintain current level.)

- *America's space program*
- *Grants for cutting-edge discoveries in science and engineering*

The general scientific research under the National Science Foundation (NSF), NASA, and the Department of Energy is covered in this area. Some points to consider:

- President Trump requested \$6.7 billion for The National Science Foundation programs,⁵² an independent federal agency created by Congress "to promote the progress of science; to advance the national health, prosperity, and welfare; to secure the national defense..." This is the funding source for approximately 24% of all federally supported basic research conducted by America's colleges and universities. In many fields such as mathematics, computer science and the social sciences, NSF is the major source of federal backing.⁵³
- He requested \$18.8 billion for space flight, research, and supporting activities (NASA).⁵⁴

⁴⁸ [ps://www.whitehouse.gov/sites/whitehouse.gov/files/omb/budget/fy2018/25_1.pdf](https://www.whitehouse.gov/sites/whitehouse.gov/files/omb/budget/fy2018/25_1.pdf)

⁴⁹ Ibid.

⁵⁰ Ibid.

⁵¹ Ibid.

⁵² https://www.whitehouse.gov/sites/whitehouse.gov/files/omb/budget/fy2018/25_1.pdf

⁵³ <http://www.nsf.gov/about/>

⁵⁴ https://www.whitehouse.gov/sites/whitehouse.gov/files/omb/budget/fy2018/25_1.pdf

- He requested \$5.0 billion for Department of Energy science programs.⁵⁵ These research programs “advance the science needed for revolutionary energy breakthroughs, seek to unravel nature’s deepest mysteries, and provide the Nation’s researchers with the most advanced large-scale tools of modern science.”⁵⁶
- The more we know about the environment, agriculture, weather, geological phenomena, the oceans and alternative sources of energy, the more we can do to actually save lives and make our quality of life better. There might be a discovery just around the corner that can save us billions of dollars, and save us from earthquakes, famine, etc.

11. Community and Regional Development

\$22.1 billion in discretionary spending. (2 chips will maintain current level.)

- *Urban community and economic development programs, such as those providing money for the revitalization of public housing, or money to build affordable housing*
- *Disaster relief and insurance*
- *Grants and loans for water supply and sewer systems*
- *Regional economic development programs*
- *Aids to businesses such as loans and loan guarantees*

Federal support for community and regional development helps economically distressed urban and rural communities. This functional area consists of broad-based community, regional, urban and rural renewal and development programs. The purpose of this development is to create physical facilities or financial infrastructures that promote workable community economies. Some points to consider:

- President Trump requested \$7.8 billion for community development.⁵⁷
- He requested \$3.0 billion for area and regional development.⁵⁸
- He requested \$11.4 billion for disaster relief and insurance including funding for FEMA (Federal Emergency Management Agency).⁵⁹
- Please note that recent natural disasters (hurricanes, wildfires, etc.) have required significant additional emergency spending for this fiscal year and beyond. Should the government be putting aside additional funds to deal with potential future disasters?

12. General Government

\$19.6 billion in discretionary spending. (2 chips will maintain current level.)

- *Costs for administering the Internal Revenue Service (IRS)*
- *Costs for Congress and the Executive Office of the President*

⁵⁵ Ibid.

⁵⁶ <http://science.energy.gov/programs/>

⁵⁷ https://www.whitehouse.gov/sites/whitehouse.gov/files/omb/budget/fy2018/25_1.pdf

⁵⁸ Ibid.

⁵⁹ Ibid.

Not only does this category cover the general overhead costs (and salaries) of the Federal Government, including legislative and executive activities, but it also covers the IRS. Some points to consider:

- This may seem like an easy place to take money, but money for this function supports the cost of running our federal agencies, and running the IRS. We need tax revenues from the IRS to pay for our government programs. President Trump allocated \$11.6 billion for the IRS.⁶⁰ The IRS estimates that, for every \$1 invested in the IRS budget, it produces \$4 in revenue.⁶¹
- Since 2010 the IRS budget has been cut by 17% and its staff reduced by 23%. The passage of recent tax reform will require increased activity by the IRS.⁶²
- President Trump proposed spending \$4.3 billion on legislative branch discretionary programs which support the operations of the U.S. Congress.⁶³
- The president gets \$400,000 in salary plus an expense account of \$50,000. President Trump has been donating his salary to different government entities. The vice president's annual salary is \$230,700. Representatives and senators earn approximately \$174,000.⁶⁴

13. *Agriculture*

\$6.1 billion in discretionary spending. (1 chip will maintain current level.)

- *Agricultural research and education programs*
- *Animal and plant inspection programs*

This functional area includes farm income stabilization, agricultural research, and other services administered by the U.S. Department of Agriculture (USDA). The **mandatory** programs include crop insurance, and certain farm loans. Some points to consider:

- The USDA ensures the safety and abundance of our food supply with agricultural and grain inspections, animal health monitoring, and pest detection.
- President Trump requested \$2.0 billion for agricultural research and education programs.⁶⁵
- President Trump requested \$1.0 billion for animal and plant inspection programs.⁶⁶

⁶⁰ Ibid.

⁶¹ <https://www.irs.gov/newsroom/prepared-remarks-of-commissioner-of-internal-revenue-service-john-koskinen-before-the-national-press-club> or <https://www.nytimes.com/2017/03/27/opinion/why-steven-mnuchin-wants-a-stronger-irs.html>

⁶² https://www.nytimes.com/2017/12/18/business/irs-tax-bill.html?_r=0

⁶³ https://www.whitehouse.gov/sites/whitehouse.gov/files/omb/budget/fy2018/25_1.pdf

⁶⁴ http://library.clerk.house.gov/reference-files/114_20160510_Salary.pdf

⁶⁵ https://www.whitehouse.gov/sites/whitehouse.gov/files/omb/budget/fy2018/25_1.pdf

⁶⁶ Ibid.

14. Energy

\$5.0 billion in discretionary spending. (1 chips will maintain current level.)

- *Funding for alternative fuel research and development*
- *Nuclear waste disposal of commercial (non-Defense) spent nuclear fuels*
- *Strategic Petroleum Reserve, which provides emergency oil supply in the event of a severe disruption of supply*
- *Funding for energy efficiency and renewable energy*
- *Fossil energy programs (ex., R&D for coal uses)*

Most programs in this category are within the Department of Energy, comprising civilian energy-related programs including research and development and environmental clean-up. This category does not include national security activities. Some points to consider:

- Funding for programs in this discretionary area include \$1.8 billion for energy efficiency and renewable energy, \$834 **million** for nuclear energy R &D, \$599 **million** for towards programs related to fossil energy and \$757

FY 2018 Proposed National Defense Spending Allocations

Major itemized allocations:

Total operations and maintenance:	\$ 252 billion
Total personnel (Army, Navy, Air Force, Marines, National Guard):	145 billion
Total federal procurement of aircrafts, ships, weapons, ammo, some examples:	113 billion
▪ F-35 Joint Strike Fighter, 70 aircraft; \$10.3 billion	
▪ KC-46 Tanker, 15 aircraft; \$3.1 billion	
▪ B-21 Bomber, \$2.0 billion	
▪ Virginia Class Submarine, 2 ships; \$5.5 billion	
▪ DDG-51 Destroyers, 2 ships, \$4.0 billion	
▪ CVN-78 Class Aircraft Carrier, 1 ship, \$4.6 billion	
Total R&D, test and evaluation of weapons:	76 billion
Operations in Afghanistan, Iraq, Syria and Counterterrorism*:	65 billion
Nuclear defense activities:	22 billion
Military construction	8 billion
FBI – defense related activities:	5 billion

*President Trump requested approximately \$65 billion for overseas operations in Afghanistan, Iraq and Syria and other global counterterrorism operations--including operations against the Islamic State (IS). Approximately 11,000 U.S. troops currently remain in Afghanistan. (Historically, it has cost approximately \$10 billion annually for every 10,000 troops deployed in Afghanistan or Iraq.)

FY 2018 Proposed National Defense Spending Allocations

Major itemized allocations:

Total operations and maintenance:	\$ 252 billion
Total personnel (Army, Navy, Air Force, Marines, National Guard):	145 billion
Total federal procurement of aircrafts, ships, weapons, ammo, some examples:	113 billion
▪ F-35 Joint Strike Fighter, 70 aircraft; \$10.3 billion	
▪ KC-46 Tanker, 15 aircraft; \$3.1 billion	
▪ B-21 Bomber, \$2.0 billion	
▪ Virginia Class Submarine, 2 ships; \$5.5 billion	
▪ DDG-51 Destroyers, 2 ships, \$4.0 billion	
▪ CVN-78 Class Aircraft Carrier, 1 ship, \$4.6 billion	
Total R&D, test and evaluation of weapons:	76 billion
Operations in Afghanistan, Iraq, Syria and Counterterrorism*:	65 billion
Nuclear defense activities:	22 billion
Military construction	8 billion
FBI – defense related activities:	5 billion

*President Trump requested approximately \$65 billion for overseas operations in Afghanistan, Iraq and Syria and other global counterterrorism operations--including operations against the Islamic State (IS). Approximately 11,000 U.S. troops currently remain in Afghanistan. (Historically, it has cost approximately \$10 billion annually for every 10,000 troops deployed in Afghanistan or Iraq.)

Special Interest Group Requests

1. The first group that has asked for our attention is an **American Road and Transportation Association**. This is their statement:

- The Federal Highway Administration (FHWA) found in 2013 that 16.1% of major highways eligible for federal aid were in poor or mediocre condition and needed repaving or even more substantive repairs.
- The American Society of Civil Engineers (ASCE) notes that more than two out of every five miles of America's urban interstates are congested, and traffic delays cost the country \$160 billion in wasted time and fuel in 2014.
- An ASCE report notes that 9.1% of American bridges are structurally deficient (as of 2016) -- requiring significant maintenance or repair to remain in service.
- Our economy requires a safe and efficient transportation system. Businesses and industries use transportation to acquire the materials and labor they need, and to get their products and services to customers. Households depend on transportation for access to work, shopping, medical care, and family.
- The US has been underfunding maintenance of highways for many years.

They are asking for an increase of approximately 10 billion dollars in the functional area of Transportation. This would be one chip that we would add by taking one from another program.

2. The second group that has asked for our attention is called **Concerned Environmental Scientists of America**. This is their statement:

- The major US scientific agencies agree that a rise in the Earth's temperature is mainly due to the effects of greenhouse gases--such as carbon dioxide--which are produced naturally, and also by humans in the burning of oil, gas, coal and wood products. It is important for us to reduce the amount of greenhouse gas pollution we release and lower the risk of continued global warming and its severe consequences.
- One way of reducing greenhouse gas pollution is for countries to find ways to make energy derived from oil, gas and coal (also called fossil energy) less harmful to people and the environment. Another way is to switch from fossil energy technology to alternative energy such as solar or wind power. Another is to find new ways to increase the efficiency of appliances, homes, businesses and vehicles. Research and development of these energy alternatives, efficiencies, and renewable energy takes money.
- Funds are also needed to make sure that regulations that have currently been put in place to minimize greenhouse gases are enforced.

They believe this is the most significant issue of our generation, and are asking for an increase in funding of approximately 10 billion dollars in the functional area of Energy. This would be one chip that we would add by taking one from another program.

3. The third group that has requested additional funding is the **Bipartisan Foreign Policy Association**. This is their statement:

- Failed states pose a major threat to the US, providing terrorist groups like Al Qaeda and ISIS with a refuge and base for their operations. Both Democratic and Republican administrations have used the three D's—defense, diplomacy and development—to address the problem, but development programs are often the most effective. Robust foreign aid programs are, therefore, essential for national security.
- Problems in distant parts of the world—such as disease, drought or destruction of rain forests—can have a serious impact on the health and well-being of Americans. We have to support international organizations that are addressing these issues to assure our own country's future.
- Earthquakes, tsunamis, floods and other natural disasters have increased in recent years, destroying the lives and livelihoods of millions worldwide. The US must continue to contribute its fair share to relief efforts.
- We need to think of foreign aid as an investment, not as charity. Helping other nations to grow their economies helps us to grow our own.

They are asking for an increase of approximately 10 billion dollars in the functional area of International Affairs. This would be one chip that we would add by taking one from another program.

Group # _____

Function	# chips to start	final # of chips
1. National Defense	71	
Non-Defense Spending Categories:		
2. Transportation	9	
3. Education, Training, Employment & Social Services	9	
4. Veterans Benefits and Services	8	
5. Income Security	7	
6. International Affairs	7	
7. Health	6	
8. Administration of Justice	5	
9. Natural Resources and Environment	3	
10. General Science, Space & Technology	3	
11. Community & Regional Development	2	
12. General Government	2	
13. Agriculture	1	
14. Energy	1	
Total Non-Defense Chips	63	

National Defense	71	Transportation	9	Education, Training, Employment & Social Service	9	Veterans' Benefits & Services	8	Income Security	7
International Affairs	7	Health	6	Administration of Justice	5	Natural Resources & Environment	3	General Science, Space & Technology	3
Community & Regional Development	2	General Government	2	Agriculture	1	Energy	1		